



Family Services

Childcare Sufficiency Assessment (CSA)

Document control	
Document title	Childcare Sufficiency Assessment
Document description	This report sets out the assessment of sufficiency of childcare across the London Borough of Barnet using data identifying the need for childcare and the childcare available from providers in the borough.
Document authors	Debra Davies - Assistant Head of Child and Family Early Help Andy Whiting - Early Years & Primary Service Manager Melinda Parkes-Flynn - Early Years Strategy & Sufficiency Officer Sarah Whitty – Early Years Registration Officer
Version control	
Document production date	October 2023
Document version	DRAFT 1

Contents

1. Methodology	3
2. Overall Assessment and Summary.....	3
2.1 About the Childcare Sufficiency Assessment.....	3
2.2 Overall Sufficiency in Barnet	4
3. Demand for Childcare	6
a. Population of School Age Children	8
b. Number of Children with Special Educational Needs and Disabilities	9
c. Characteristics of children in Barnet.....	11
d. Changes to population of children in Barnet	13
4. Supply of Childcare	13
a. Number of Early Years Providers and Places.....	13
b. Number of school age providers & places.....	14
5. Extension of the Free Early Years childcare offer.....	15
6. Funded early education	22
a. Introduction to funded early education.....	22
b. Proportion of 2-year-old children entitled to funded early education	23
c. 3 and 4-year-old funded entitlement applications.....	24
d. Tax Free Childcare Element	25
e. Providers offering funded early education places.....	25
7. Quality of childcare in Barnet.....	26

1. Methodology

The following data sources have been used when undertaking the London Borough of Barnet's Childcare Sufficiency Assessment;

- Number of children: based on GLA population projections from the London Data Store
- Children with EHC plans: based on January 2023 School Census data held by London Borough of Barnet
- Supply of childcare: based on data provided to us by Ofsted, who regulate early years provision in schools and childcare provision (In some cases, we have supplemented this with local intelligence where providers are not registered with Ofsted).
- Funded early education: data on take up of funded early education entitlements is based on the Early Years and Schools Censuses, which are taken every January and published by the Department for Education in the statistical collection *Education provision: children under five years of age*. Data on entitlement to a funded early education place for 2-year-olds is provided by the Department for Work and Pensions.
- Price of childcare: Collected from Free Early Education providers in Barnet
- Quality of childcare: data on childcare quality is provided by Ofsted.

2 Overall Assessment and Summary

2.1 About the Childcare Sufficiency Assessment

Barnet council is required by law to 'report annually to elected council members on how they are meeting their duty to secure sufficient childcare and make this report available and accessible to parents'. We have prepared this report in order to meet this duty.

Having sufficient childcare means that families are able to find childcare that meets their child's learning needs and enables parents to make a real choice about work and training. This inclusive offer applies to all children from birth to age 11. We look at sufficiency across the various Early Years childcare offers such as the targeted 2 year old offer, universal 3 and 4 year old offer and the extended entitlement (30 hour offer) for working parents.

In this report, we have made an assessment of sufficiency using data about the need for childcare and the amount of childcare that is available.

We use information about childcare sufficiency to plan our work supporting the local childcare economy.

2.2 Overall Sufficiency in Barnet

In Barnet there are a total of 442 providers delivering Early Education and Childcare. These providers are categorised as childminders, private, voluntary and independent nurseries, nurseries within schools and 4 maintained nursery schools. The providers are across the three Child and Family Early Help localities.

As a Borough there is no immediate concern regarding sufficiency however, we are aware and working to support the following:

- localised areas such as Colindale and Golders Green where more provision is required
- the Government's announcement with regards to the expansion of the Free Early Years entitlement
- the unknown impact in relation to the rise in the cost of living
- changes to demographics including areas of regeneration
- challenges with regard to staff retention and recruitment
- reduction in the number of registered childminders due to retirement
- the impact of the pandemic
- the impact of the introduction of the new Ofsted inspection (February 2022). As with national statistics, Barnet has seen an increase in the numbers of settings receiving requires improvement or inadequate.

The [Early Education and Childcare Statutory Guidance for Local Authorities](#) (June 2018) states we should

'Secure alternative provision and withdraw funding from a provider (other than a local authority maintained school), as soon as is practicable, when Ofsted publish an inspection judgement of the provider of 'inadequate' or an inspection judgement of a childminder agency of 'not effective'

And for 2 year olds

'Only fund places for two-year-old children in 'satisfactory' or 'requires improvement' providers where there is not sufficient, accessible 'good' or 'outstanding' provision.'

In the past we have managed to avoid placing children in these settings and have been able to work with families to find a suitable alternative, whilst working with the settings to improve. However, this is now beginning to influence sufficiency across the Borough.

The monitoring and support of any settings action plan is through the standards team which is part of BELs and our Early Years team works closely with this service.

The aim is to support these settings to move from Inadequate and Requires Improvement as quickly as possible. The Early Years team are also working alongside providers who may, with support, be able to increase their provision for FEE.

In line with the Early years action plan, we have joint working party meetings with Family services, Early Years Standards (BEL’s) SEND (BEL’s) and Health partners to look at how we can support settings and increase uptake.

As with other Local Authorities, Barnet has experienced both closures and newly registered providers during the Summer Term 2023.

January – August 2023	Closed	Number of spaces	Newly Opened	Numbers of Spaces	Impact on sufficiency
Early Years Settings	9	156	3	38	-118
Childminders	17	104	2	9	- 95
					- 213 places

*We have 2 new settings proposed in our NW11 and N11 areas, offering a combined increase in sufficiency of 90 places. These settings are due to open in the Autumn term 2023.

As a Local Authority we recognise the potential impact of increased childcare needs due to the regeneration programmes in Barnet and as such we are monitoring childcare sufficiency in these areas of regeneration.

Barnet early years settings are reporting that issues with staff recruitment and retention is having an impact on the number of childcare places settings can offer, this is also reflected nationally. As a Local Authority we are working with partners to identify ways to address this.

71% of the early years providers in Barnet are judged as good or Outstanding by Ofsted. This data needs to take into account;

- 14 PVI's are awaiting their first inspection or are graded as met.
- 69 childminders are not graded (met or registered) and 6 are with a childminding agency graded as Effective.

- The number of settings which are either Requires Improvement or Inadequate is 4%.

Ofsted gradings for Barnet Early Years settings

	Childminders		Childcare on non-domestic		Childcare on domestic	
	Number	Percentage	Number	Percentage	Number	Percentage
Outstanding	22	11%	22	15%	2	25%
Good	116	56%	96	66%	4	50%
RI	3	1%	7	5%	0	0%
Inadequate	0	0%	1	0%	1	12.5%
Not yet had a graded inspection	67	32%	20	14%	1	12.5%

We currently have 5 Home Office hotels which have a total of 170 children under 5. Some of these children may be of Reception class age. Between the 1/04/2023 – 31/08/2023 (summer term) we have had 22 NRPF Fee2 applications plus 1 Ukraine family. Total: 23 children accessing FEE2. We do not have the numbers for 3 and 4 year olds as this is a universal offer. Welcome packs are available with details of the early years entitlement offer for when families first arrive at the Hotels. Our brokerage team also visit regularly to support families to access their entitlement. We receive weekly updates from the Home Office so we can monitor and assess numbers. At this current time we have not seen an impact on our sufficiency but our nominated Brokerage officer continues to monitor this.

Barnet's Multi Agency Early Years Action Plan 2022 – 25 has been developed across the partnership to mitigate the impact of the pandemic on both children and early years providers. Since covid -19 restrictions have reduced and families have grown in confidence, the number of children accessing an early years provision has steadily increased. The focus of the Early Years team is in supporting the increased uptake of the Free Early Years Education and delivering targeted intervention for the early years.

Cross Borough Access to Free Early Education

	Enfield	Brent	Haringey	Islington
Total Number of Barnet 3 and 4 year old children accessing	102	130	126	5

universal entitlement in neighbouring borough/s				
Total Number of Barnet 2 year old children accessing the free entitlement in neighbouring borough/s	8	9	6	3
If any of the above are SEND children	0	7	7	0

**This data has been based on Spring Term 2022/23 and is not as current as other data in this assessment*

*49 children are accessing FEE2 within Barnet settings (from the local Boroughs stated above)
372 children are accessing the 3 and 4 year old offer within Barnet settings (from the local Boroughs stated above)*

3. Demand for Childcare

Population of Early Years Children

In total, there are **24,102** children under the age of five living in Barnet. These children may require early years childcare.

Ward	0 to 5	Aged under 1 year	Aged 1 year	Aged 2 years	Aged 3 years	Aged 4 years
Barnet Vale	960	179	173	188	210	210
Brunswick Park	732	112	126	146	158	190
Burnt Oak	1,392	230	300	323	276	263
Childs Hill	1,089	216	209	244	201	219
Colindale North	929	236	183	164	181	165
Colindale South	1,333	269	272	280	244	268
Cricklewood	708	128	135	174	148	123
East Barnet	1,258	266	282	201	241	268
East Finchley	915	185	177	161	205	187
Edgware (Barnet)	1,266	225	275	249	250	267
Edgwarebury	752	124	134	152	160	182
Finchley Church End	1,121	190	248	206	229	248
Friern Barnet	1,156	206	227	231	246	246
Garden Suburb	710	126	155	150	150	129
Golders Green	1,372	237	324	255	299	257

Hendon (Barnet)	1,552	309	320	317	288	318
High Barnet	632	111	95	158	119	149
Mill Hill (Barnet)	1,162	236	210	239	242	235
Totteridge & Woodside	848	158	171	147	196	176
Underhill	671	122	119	129	159	142
West Finchley	1,255	290	217	233	275	240
West Hendon	1,023	203	223	241	164	192
Whetstone	616	119	142	113	126	116
Woodhouse (Barnet)	650	128	98	117	143	164
	24,102	4,605	4,815	4,818	4,910	4,954

* Some four-year-olds will have started reception

a. Population of School Age Children

In total there are 35,688 children aged 5-11. These children may require childcare before and after school, and/or during the school holidays.

Ward	5 to 11 years	Aged 5 years	Aged 6 years	Aged 7 years	Aged 8 years	Aged 9 years	Aged 10 years	Aged 11 years
Barnet Vale	1,345	185	189	173	210	212	183	193
Brunswick Park	1,460	197	190	192	195	227	237	222
Burnt Oak	2,237	288	278	300	369	309	353	320
Childs Hill	1,739	270	245	216	247	249	248	264
Colindale North	1,224	171	159	171	187	181	187	188
Colindale South	1,563	231	221	213	247	213	238	200
Cricklewood	1,006	155	149	112	160	129	161	140
East Barnet	1,654	254	220	265	238	200	258	219
East Finchley	1,415	185	201	185	214	216	211	203
Edgware (Barnet)	2,016	318	294	279	280	310	261	274
Edgwarebury	1,446	199	198	196	233	213	217	210
Finchley Church End	1,648	222	234	221	293	228	227	223
Friern Barnet	1,814	251	264	233	272	269	250	275

Garden Suburb	1,104	152	145	143	175	177	144	168
Golders Green	1,181	264	270	296	250	288	245	268
Hendon (Barnet)	2,178	287	322	319	289	315	324	322
High Barnet	982	132	159	124	138	150	138	141
Mill Hill (Barnet)	1,545	204	205	207	208	249	228	244
Totteridge & Woodside	1,368	163	195	199	194	219	201	197
Underhill	1,018	145	126	158	153	129	146	161
West Finchley	1,696	227	240	243	234	228	265	259
West Hendon	1,266	169	156	220	154	169	234	164
Whetstone	903	108	128	152	116	129	128	142
Woodhouse (Barnet)	1,160	151	164	137	186	162	180	180
	34,968	4,928	4,952	4,954	5,242	5,171	5,264	5,177

b. Number of Children with Special Educational Needs and Disabilities

Children with special education needs and disabilities (SEND) are entitled to support with childcare up to the age of 18 (age 14 for children who do not have a special educational need or disability). The number of children with an Education, Health and Care (EHC) plan, or SEN Support in our local authority is:

Age	Number of children with EHCP	Number of children with SEN Support
Birth to school age	232	616
Primary school (reception to year 6)	1555	3632
Secondary school (year 7 to 13)	1747	2629

**Data based on early years and school census January 2023*

Children's needs change over time and are identified at different ages. Among the youngest children, SEND may only be identified when they start in childcare or school, and it can take

some time from needs being identified to an EHC plan being issued. It is therefore possible that the number of children with SEND aged 0-4 is an underestimate. Some children have SEN but do not have an EHC plan.

Early Years Special Education Needs Inclusion Funding (EY SENIF)

Barnet funded private, voluntary, independent early years settings (including registered child minders) and maintained school nurseries can apply for Early Years Special Educational Needs Inclusion Funding (EY SENIF). This funding is available to support individual children with complex special educational needs and disabilities.

Period	Number of Children Accessing
April 2021 – March 2022	334

Period	Number of Children Accessing
April 2022 – March 2023	400

The Disability Access Fund (DAF) Early Years settings are encouraged to apply for additional funding to support children with disabilities or special educational needs. The aim of the DAF is to help give children who are disabled access to free Early Years Education, by making reasonable adjustments to their settings or helping with building capacity.

As of April 2023, DAF funding has **increased to £828** per child, with a further increase due from 01 Sept 2023 to **£881** per child

Applications received	
April 2021 – March 2022	42

Applications received	
April 2022 – March 2023	26

The Early Years Vulnerable Family (EYVF) funding provides vulnerable children aged 6 months to five years with a funded place within a Quality Assured childminder, maintained nursery/nursery class or in a private, voluntary and independent setting. The funding place enables families to access short term interventions as part of a children’s social care or Early Help plan.

	Numbers of children accessing funding
April 2021 – March 2022	84

	Numbers of children accessing funding
April 2022 – March 2023	97

c. Characteristics of children in Barnet

i. Ethnicity 0-5 years

Over 60% of all 0-5-year-olds in Barnet are of Black, Asian or other Minority Ethnicity which is an increase from the previous Census. This demonstrates a continued diverse population shift in terms of ethnicity. Colindale South, Cricklewood, West Hendon, Burnt Oak and Colindale North have largest populations that are more than 70% Black, Asian and Minority ethnic background.

Barnet has 37 LSOAs with relatively high estimated number of Black, Asian and Minority Ethnic children under five (over 90 households per LSOA). The West locality contains 15 and the South contains 16 of the LSOAs with high concentration of Black, Asian and Minority Ethnic households with children under five. There are high proportions of Black, Asian and Minority Ethnic children (over 80%) in the wards of Childs Hill, West Hendon, Burnt Oak and Cricklewood, which are in the top 30% of deprivation. The East/Central locality has only two LSOAs with high numbers of households with children under five which are in the 30% of top deprived LSOAs.

ii. Deprivation 0-5 years

Whilst Barnet is generally an affluent borough, approximately 31% of children under five live in the 30% most deprived Local Super Output Areas (LSOAs). 19% of children under five (5,000 children) live in low-income families, defined as those in receipt of Child Tax Credit and either on benefits (Income Support or Jobseekers allowance) or earning less than 60% of median the income.

LSOA Name	Locality	Ward	% Household is deprived in one dimension	% Household is deprived in two dimensions	% Household is deprived in three dimensions	% Household is deprived in four dimensions
E01000129	West	Burnt Oak	46.9	21.8	7.3	0.3
E01000151	West	Colindale North	39.6	25.8	9.5	0.8
E01033913	West	Burnt Oak	37.3	23.2	8.7	0.9
E01000133	West	Burnt Oak	38.9	21.2	7.3	0.5
E01000130	West	Burnt Oak	38.1	20.5	7.9	1.2

E01000134	West	Burnt Oak	41.1	21.1	5.0	0.2
E01000132	West	Burnt Oak	37.8	20.4	8.7	0.4
E01000127	West	Burnt Oak	38.4	19.4	8.5	0.6
E01033914	West	Burnt Oak	38.4	19.9	7.5	0.2
E01000126	West	Colindale North	35.1	20.1	8.5	0.9
E01000195	West	Edgwarebury	37.0	19.1	7.6	0.0
E01033916	West	Colindale North	43.2	15.8	3.5	0.6
E01000153	West	Colindale North	35.8	17.1	7.8	1.5
E01000226	West	Burnt Oak	35.2	20.6	6.1	0.3
E01000221	South	Golders Green	36.9	25.9	9.5	0.9
E01033924	South	Colindale South	34.8	22.2	9.3	2.8
E01000245	South	Hendon	39.6	20.5	8.2	0.7
E01000312	South	West Hendon	36.3	23.6	6.5	1.1
E01000313	South	West Hendon	37.4	17.7	6.6	1.0
E01000141	South	Childs Hill	36.7	17.4	7.7	0.9
E01000310	South	West Hendon	35.3	18.2	7.3	1.8
E01000223	South	Cricklewood	37.9	17.2	6.0	1.1
E01000137	South	Childs Hill	36.1	19.2	6.3	0.6
E01000185	East Central	East Finchley	35.0	21.9	9.0	0.9
E01000176	East Central	East Finchley	32.3	24.5	8.9	0.6
E01000289	East Central	Underhill	34.7	22.8	7.7	0.4
E01000121	East Central	Brunswick Park	31.2	25.5	8.4	0.4
E01000323	East Central	West Finchley	37.0	19.8	5.1	0.9
E01000184	East Central	East Finchley	38.9	16.9	6.3	0.4
E01000299	East Central	West Finchley	41.7	15.2	4.5	1.1

* The table above shows the top 30 deprivation LSOAs in Barnet. The dimensions of deprivation used to classify households are indicators based on four selected household characteristics:

- **Education:** A household is classified as deprived in the education dimension if no one has at least level 2 education and no one aged 16 to 18 years is a full-time student.
- **Employment:** A household is classified as deprived in the employment dimension if any member, not a full-time student, is either unemployed or economically inactive due to long-term sickness or disability.
- **Health:** A household is classified as deprived in the health dimension if any person in the household has general health that is bad or very bad or is identified as disabled. People who have assessed their day-to-day activities as limited by long-term physical or mental health conditions or illnesses are considered disabled. This definition of a disabled person meets the harmonised standard for measuring disability and is in line with the Equality Act (2010).
- **Housing:** A household is classified as deprived in the housing dimension if the household's accommodation is either overcrowded, in a shared dwelling, or has no central heating.

d. Changes to population of children in Barnet

The population of Children and Young people aged 0-17 from the 2021 Census is around 89,300, this is expected to remain similar over the next 10 years.

[TS007 - Age by single year - Nomis - Official Census and Labour Market Statistics \(nomisweb.co.uk\)](https://www.nomisweb.co.uk/census/2021/ts007)

<https://open.barnet.gov.uk/insight-and-intelligence/jsna/borough-summary/>

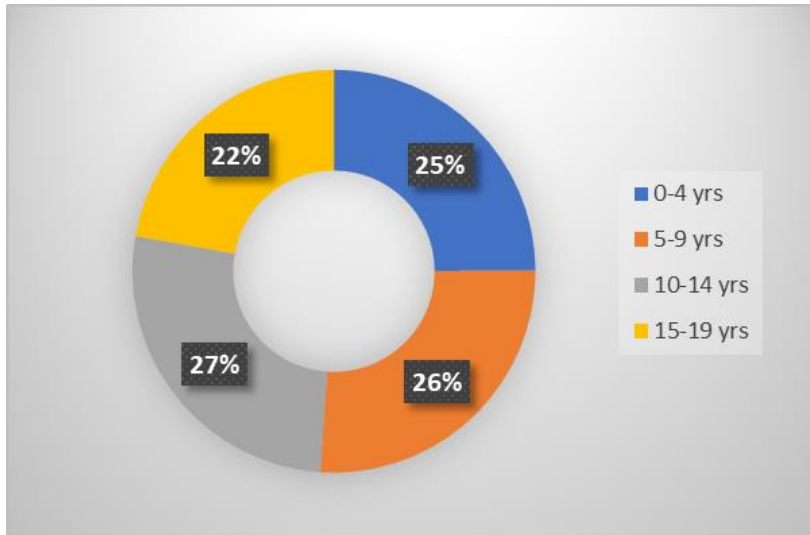


Figure 1: Proportion of children & young people in Barnet by age group 2021

[TS007A - Age by five-year age bands - Nomis - Official Census and Labour Market Statistics \(nomisweb.co.uk\)](https://www.nomisweb.co.uk/census/2021/ts007a)

4. Supply of Childcare

a. Number of Early Years Providers and Places

In total, there are 442 childcare providers in Barnet. There is a maximum number of 11,296 early years (0-5) childcare places offered by childminders and private, voluntary and independent (PVI) nurseries:

Type of Provision	Number of Providers	Number of registered places
Childminders	222	1,426

Type of Provision	Number of Providers	Number of registered places
Childcare on non-domestic premises*	149	7,237
Schools (including Maintained Nursery schools)	63	2,473
Childcare on domestic premises	8	160

The data Summer Term 2023

*Day Nurseries, Pre-Schools, Independent Nursery Units

It should be noted that there has been a reduction in registered Childminders during and since the pandemic, again an area of focus for the EYs team in working to increase childminding provision.

For private, voluntary and independent nurseries and childminders, the number of registered places represents the maximum number of children who can be on the premises at any given time. In practice, many providers choose to operate below their number of registered places.

Children may attend childcare full time or part time. This table records places for children who are attending full time, or for as many hours as the setting is open. In some cases, two or more children attending part time may use one full time equivalent place. For example, one child may attend in the morning and one child may attend in the afternoon.

b. Number of school age providers & places

In Barnet we have 130 schools

Type of school	Number of schools	Number of schools with nurseries
Nursery schools	4	4
Primary schools	90	57
Secondary schools	25	0
All-through schools	3	1

Type of school	Number of schools	Number of schools with nurseries
Special schools	6	1
Pupil Referral Unit	2	0

i. Types of schools

Community Schools are schools owned and maintained by Barnet Council. The council has overall responsibility for the community schools' admissions and the council arranges appeals for places at these schools.

Foundation Schools are funded by the council, but the governing bodies of individual schools own the building, are responsible for setting the admission criteria and handling the process including the arrangements of appeals.

Voluntary aided schools are schools funded by the council but 'voluntary bodies' (usually religious) own the buildings, and the governors of the schools are responsible for setting the admission criteria, handling the process and arranging appeals.

Free Schools are all-ability state-funded schools set up in response of what local people say they want and need, to improve education for children in their community.

Academies are independent schools, but no fees are charged to parents, and they are required to participate in coordinated admission arrangements. The governing body is responsible for setting the admission criteria and for arranging appeals.

All-through schools comprise both primary and secondary education phases, where children are educated from age 3 or 4 to age 18.

An **independent or private school** is a school that is independent in its finances and governance. It is not dependent upon national or local government for financing its operation, nor reliant on taxpayer contributions. Information about independent schools can be found from the Independent Schools Council.

Further information about Barnet education, can be found at:

<https://www.barnet.gov.uk/citizen-home/schools-and-education/schools-and-colleges>

5. Extension of the Free Early Years Childcare Offer

In March 2023 the Government announced that there will be an extension of the Free Early Years Childcare Offer for children under five and Primary School wraparound care for Barnet’s young people.

Timeline of Change
From April 2024 , working parents of 2-year-olds will be able to access 15 hours childcare.
From September 2024 , 15 hours childcare will be extended to all working parents of children from age of 9 months
From September 2025 , working parents of children under the age of 5 will be entitled to 30 hours childcare per week.

These extensions are likely to have an impact on our sufficiency. We are working closely with our Early Years providers to monitor this. We will pay particular attention to the offer for 9 plus months as the majority of our providers do not offer childcare for under 2’s.

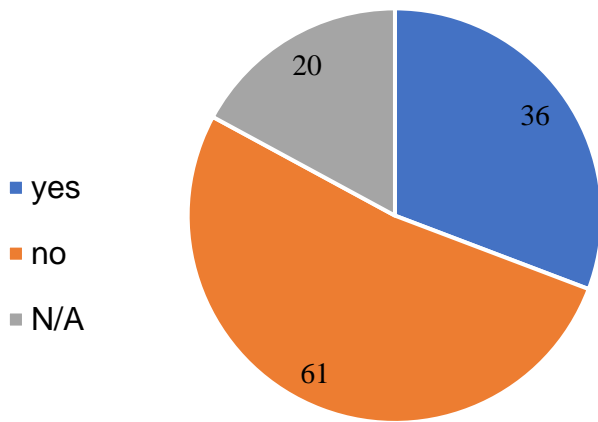
To help us plan for the future and to ensure that we have sufficient childcare provision, the early years team reached out to families and early years providers to obtain their views. The findings from the Engage Barnet Surveys will be available after 12 November 2023 when the consultation period closes. The data below has been obtained utilising those families accessing Barnet Children’s Centres and working alongside early years providers.

Sample Survey Summary

Early Years Providers

As part of this sample survey, **117** early years providers completed the survey that focused on increasing the 2-year sufficiency. Data obtained identified that 31% of childcare providers who already have 2-year-old provision said they have the potential to increase their 2-year-old capacity, while 21% of those who do not currently have 2-year-old provision said that they would consider introducing 2-year-old provision to their early years offer.

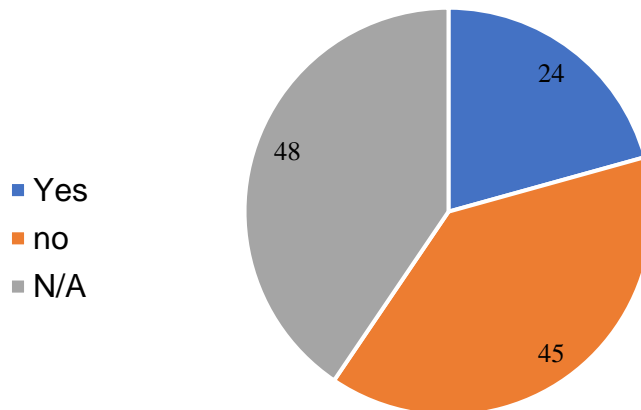
If you currently have a 2 year provision, do you have the potential to increase your capacity?



31% said that they had potential to increase their 2-year-old capacity.

If you don't currently have a 2 year provision, is this something you would like to consider?

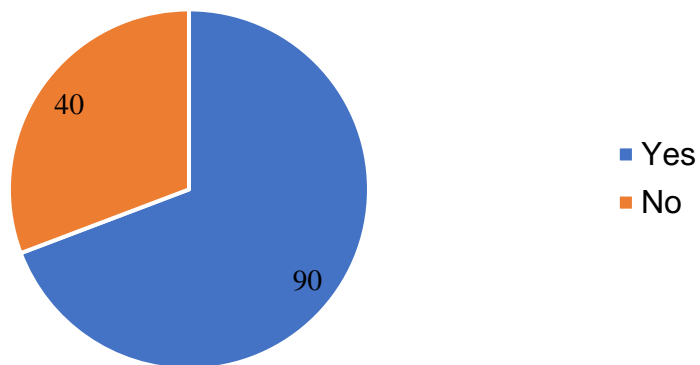
21% said that they would consider introducing 2-year-old provision to their service.



Parent/ Carer Survey

As part of this sample survey, **133** parents/carers completed the survey that focused on awareness of the changes to the free early years entitlement, childcare currently being accessed and potential access in the future. The data collected identified that 63% of those surveyed are planning to access the new 30-hour scheme.

Are you aware of the newly announced 30-hour scheme?



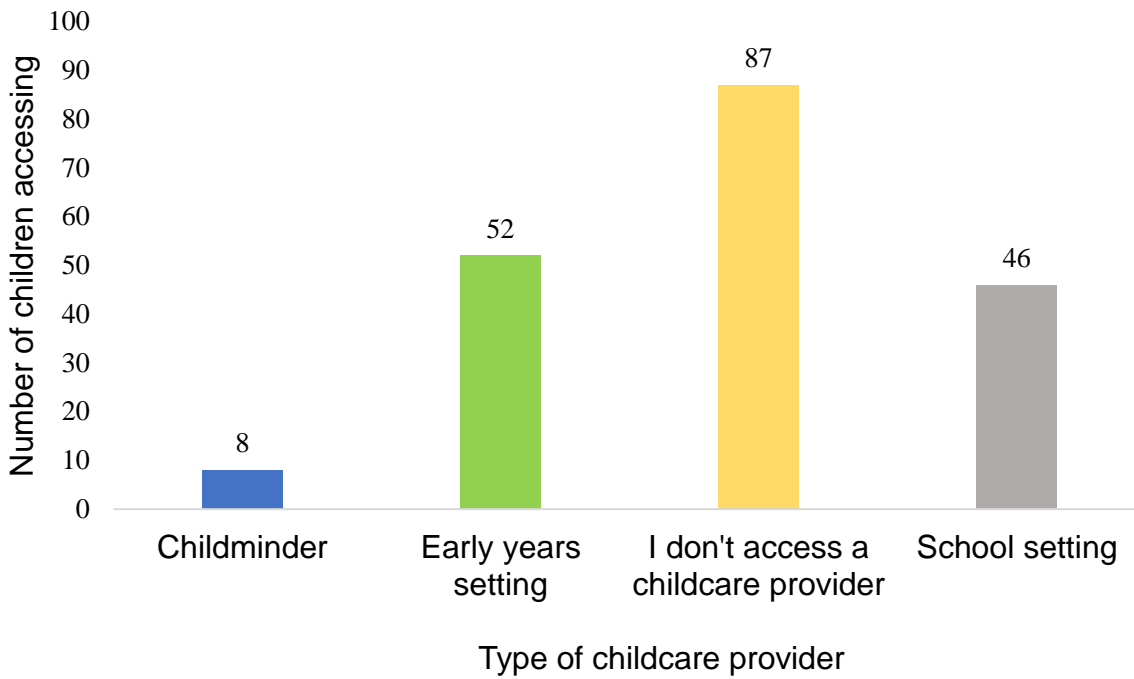
N=130 (3 did not respond)

Awareness of the new 30-hour scheme by ethnicity:

Ethnicity	Yes	No	% answering Yes
Asian/Asian British	11	8	58
Black/African/Caribbean/Black British	8	7	53
Mixed/Multiple ethnic groups	9	4	69
Other ethnic group	3	4	43
White	48	14	77

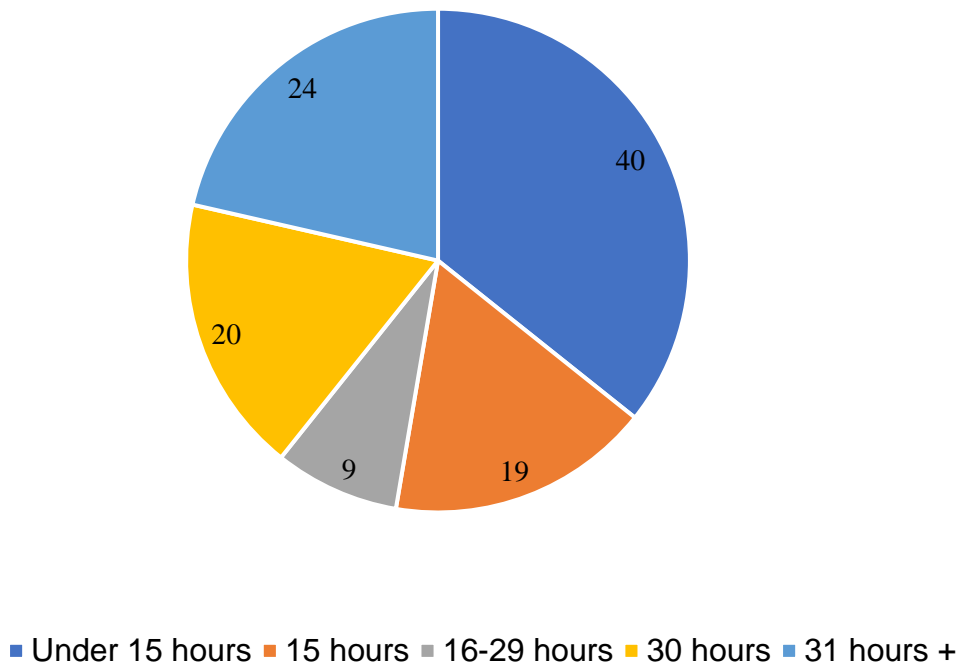
N = 116 (17 did not respond to ethnicity question)

The type of childcare providers parents in Barnet are currently accessing (per child)



N=193 individual children

Number of hours of childcare parents are currently accessing each week per child



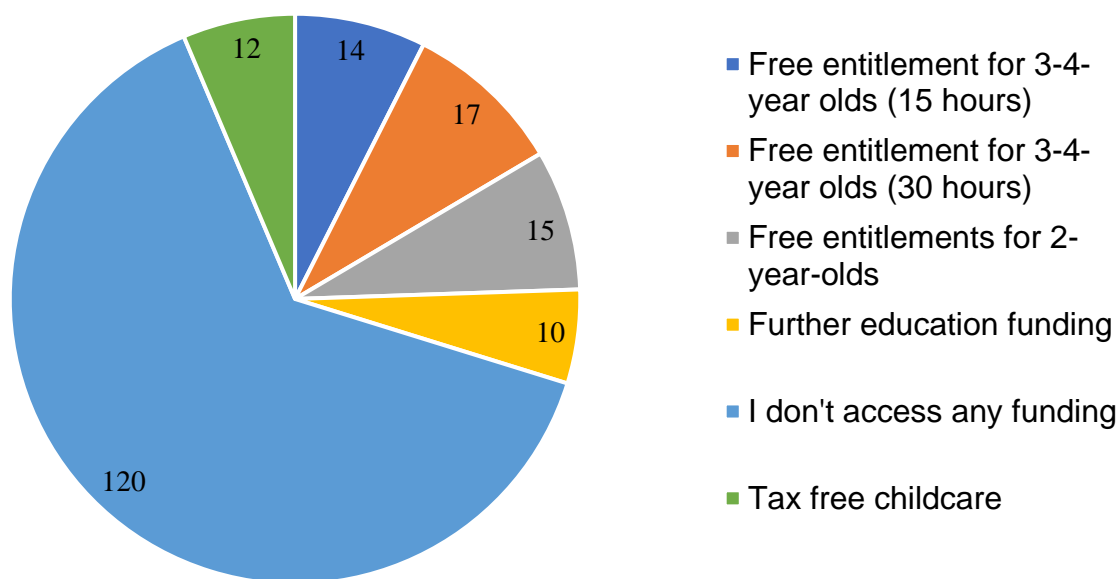
N= 112 individual children (75 did not respond- most likely because they don't access any)

Type of childcare funding accessed by parents in Barnet (per child):

Type of funding	Number of children funded
Free entitlement for 3-4-year olds (15 hours)	14
Free entitlement for 3-4-year olds (30 hours)	17
Free entitlements for 2-year-olds	15
Further education funding	10
I don't access any funding	120
Tax free childcare	12

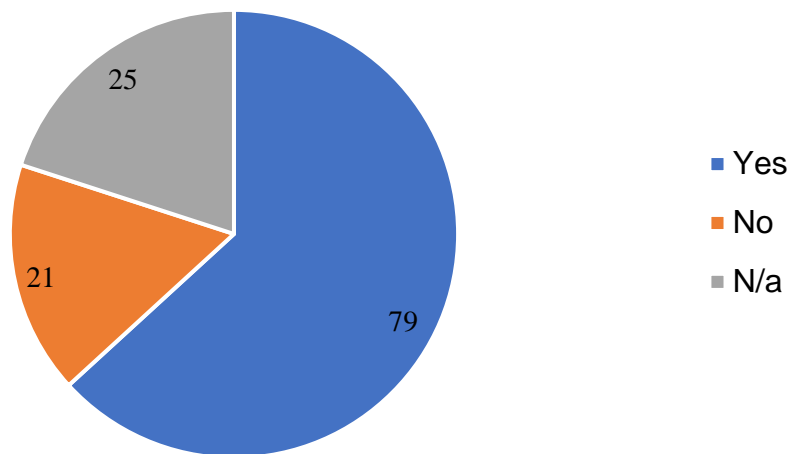
See pie chart below for visual representation of the data in this table.

Type of funding parents currently access for each child



N= 188 individual children (5 did not respond)

Are you planning to access the new 30-hour scheme?



N= 125 (8 did not respond to this question)

Parents planning to access the new 30-hour scheme by ward:

Ward	Yes	No	N/a
Barnet Vale	2		1
Brunswick Park	2		
Burnt Oak	6	1	1
Childs Hill		1	
Colindale North	4	1	3
Colindale South	1	1	1
Cricklewood		1	
East Barnet	6	1	2
East Finchley	9	3	6
Edgware	5	1	5
Edgwarebury		2	
Enfield	2		
Finchley Church End	1	2	
Friern Barnet	8	1	2
Garden Suburb	1		
Golders Green			1
Hendon	5	1	2
Hertfordshire	1		
High Barnet	1	1	
Mill Hall	1		
Mill Hill	4		1
Muswell Hill	1		

New Barnet	1		
North Finchley	1		
Other	2		
Totteridge Woodside	1		
Underhill	7	3	
West Finchley	1		1
West Hendon			1
Whetstone	6	1	1

N=128 (5 did not respond to the question of where they lived)

As part of the Engage Barnet consultation, we are also examining wraparound care for children aged 5 – 11 years to ensure sufficiency to support working families.

As part of the Government support for working families, we are developing an action plan to ensure we are meeting our sufficiency duties. We will be working with schools and providers to develop the range of wraparound care available.

6. Funded early education

a. Introduction to funded early education

All children who meet the eligibility criteria are able to take up a free place if their parent wants to.

Two year olds:

Two year olds can access 15 hours of early education for free week, for 38 weeks of the year. These 15 hours can be taken as flexibly as your childcare provider can offer.

2 year olds that qualify can start their free place at the beginning of the school term following their second birthday.

Three and four year olds (Universal hours)

All children are entitled to 15 hours of free early education for 38 weeks a year. These 15 hours as flexibly as your childcare provider is able to offer. Some providers are able to extend the hours over 52 weeks using less hours each week. 3-year-olds can start their free place at the beginning of the term following their third birthday.

Three and four year olds (extended entitlement)

The 30 hours free childcare is made of 15 universal hours and 15 hours of extended entitlement. Children are entitled to an additional 15 hrs childcare the term after their third birthday, if the parents have a valid 30 hr code. These additional hours are to support working parents.

Funded early education eligibility criteria can be found at <https://www.childcarechoices.gov.uk>

Further information regarding the Early Years Education for 2- 3- and 4-year-olds.

<https://www.barnet.gov.uk/children-and-families/childcare>

Free Early Years Education (FEE) Funding Rates

New Hourly rate from Summer Term 2023/2024
FEE 2 = £6.29
FEE 3 & 4 = £5.87 The deprivation hourly rate for 3- and 4-year-olds is increasing by 1 pence from £0.29 to £0.30 on average.

Updated Hourly Rates to commence 01 September 2023 following government announcement

New Hourly rate from 01 September 2023 – 31 March 2024 Autumn & Spring Terms 2023/24
FEE 2 = £9.34
FEE 3 & 4 = £5.93 The deprivation hourly rate for 3- and 4-year-olds is increasing by 1 pence from £0.29 to £0.30 on average.

Early Years Pupil Premium

The Early Years Pupil Premium (EYPP) is additional funding for early years settings to improve the education that they provide for some three and four-year-olds. The funding criteria is the same as for free school meals. The current level of Early Years Pupil Premium being claimed is lower than expected. As a Local Authority we are committed to raising awareness.

Early Years Pupil Premium is **increasing from 60 pence to 66 pence** per hour

The Disability Access Fund is **increasing from £828 to £881 per year**

b. Proportion of 2-year-old children entitled to funded early education

Since the outset of the pandemic, the uptake for the Free Early Years Education scheme for 2-year-olds has steadily increased:

2022/23	PVI	Schools	Total/ DWP Baseline	%
Summer Term 2023/24	527	202	729/ 1217	60 %
Spring Term 2022/23	497	221	718 / 1185	61 %
Autumn Term 2022/23	589	267	856 / 1307	65 %

The Early Years Brokerage team and Barnet Children's Centres contact all children identified on the DWP list. The scheme is widely promoted through partner services, community events and social media platforms. Those that decline the funded scheme identify the child's young age and or personal circumstances for doing so.

The proportion of eligible children taking up their funded place (for at least some of the available hours) in our local authority is:

Funding		Number of children
2-year-olds		729
3 & 4-year-olds universal hours	3-year-olds	2638
	4-year-olds	1039
	3 & 4-year-olds	3677
3 & 4-year-olds extended hours	3-year-olds	1375
	4-year-olds	641
	3 & 4-year-olds	2016

**The data in this table is based on figures Summer Term 2023/24*

c. 3 and 4-year-old funded entitlement applications

Parents who think they are entitled to a 30 hour extended hours place apply for this online through the Government’s Childcare Support [website](#). **2016** codes were utilised during the Summer term 2023. The same website is used to apply for tax free childcare and parents can apply for either or both. If a parent is eligible, the system creates a code which they can use with their chosen childcare provider. If they are ineligible, they will still be entitled to the universal 15 hours of early education and childcare.

d. Tax Free Childcare Element

We have been fortunate enough to be involved in a pilot scheme with HEMPSALLS, in which to raise awareness of the Tax-Free Childcare Element to support families with childcare costs.

Following this pilot scheme, we have seen a huge increase in active TFC accounts held by families.

Number of Families with used Tax-Free Childcare Accounts in Barnet					
2017-18	2018-19	2019-20	2020-21	2021-22	2022-23
415	1035	1790	1910	2475	2945

Number of Children accessing Tax-Free Childcare Accounts in Barnet					
2017-18	2018-19	2019-20	2020-21	2021-22	2022-23
515	1335	2285	2405	3245	3945

As a pilot we supported providers in the registration of Tax-Free Childcare through virtual workshops, hosted by the early years team and as a result we have seen an increase of providers now accepting Tax Free Childcare.

e. Providers offering funded early education places

Providers are paid directly by government for delivering funded early education. They are not required to offer them to parents, but of course parents may choose to use a different provider if they do not. Some providers offer a restricted number of funded places.

Provider type	Number of providers	Age 2	Age 3 and 4 universal 15 hours	Age 3 and 4 – extended 30 hours
Childminders	140	124	131	131
Nursery classes in schools	59	20	59	58
Maintained nursery schools	4	4	4	4
Private, voluntary and independent nurseries*	147	115	132	130

- Private, voluntary and independent nurseries including 8 childcare on domestic premises.

**Barnet have a number of providers who do not offer free early education places which are not included in these figures*

7. Quality of childcare in Barnet

Ofsted inspection grades

All childcare providers must register with and be inspected by Ofsted, Childcare providers who care for children aged from birth to five years must register on the Early Years Register. Childcare providers are inspected by Ofsted who evaluate the overall quality and standards of the early years provision in line with the principles and requirements of the Early Years Foundation Stage.

Childcare provider who have been inspected will receive a grade these are 'Outstanding', 'Good', 'Requires Improvement' or 'Inadequate'.

Providers are still awaiting their first full inspection have been excluded from our calculation.

Nursery classes in independent schools do not generally have an Ofsted grade.

Provider type	Total number of providers	% achieving good or outstanding
Childminders	211	65%
Childcare on non-domestic premises	147	80%
Childcare on domestic premises	8	75%

**Data based on 31/08/2023*

We have noted a drop in Ofsted gradings since the new inspection framework was updated in August 2023. This is a national picture, and we are working with BELS to support settings to maintain high quality provision. There are a number of newly opened childcare providers who are still awaiting their first full inspection and those recorded as met or registered. These figures are also not included in our calculations.

Nursery classes in independent schools do not generally have an Ofsted grade, and therefore have not been included in the above figures.