

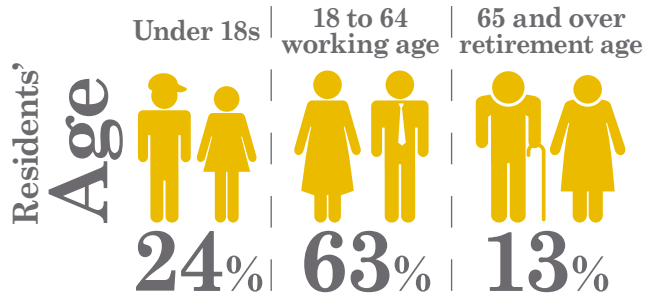
barnetinsights

barnetfirst supplement issue 53 April 2013

Barnet's population in 2011

356,400

An increase of 11.5% since 2001 (41,800). During the same period, London grew by 11.6%

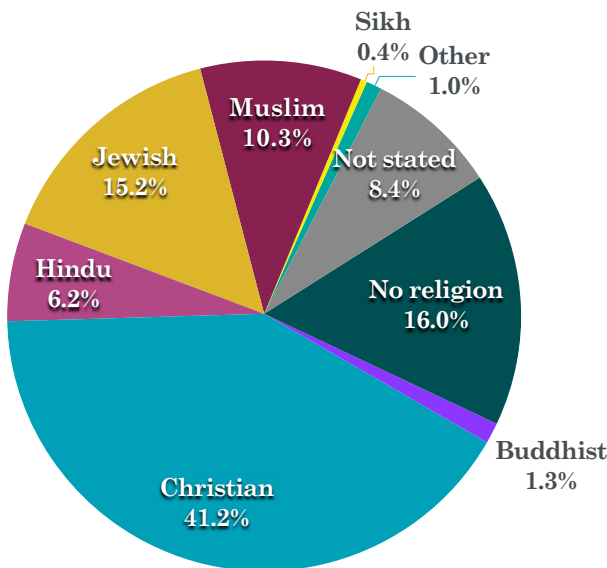
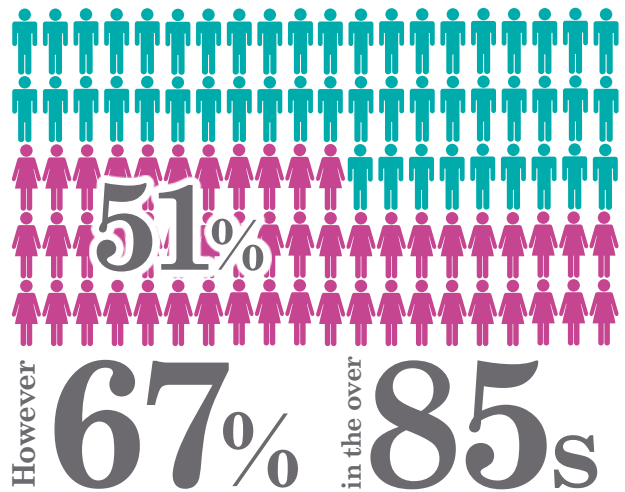



Households in Barnet **136,000** in 2011

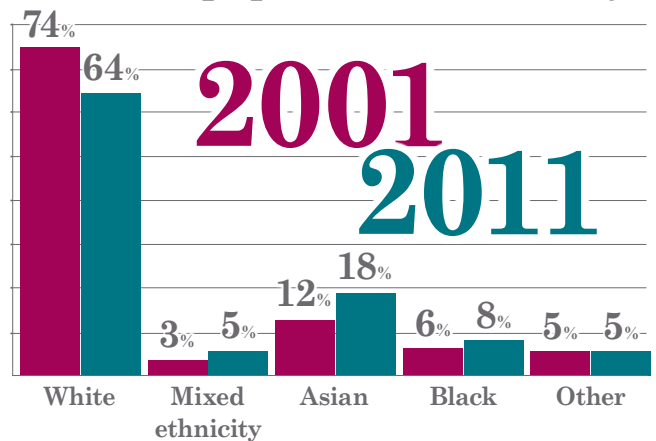
↑ **60,000**

Barnet population expected to increase by 2021 (Source: GLA)

Barnet female population in 2011

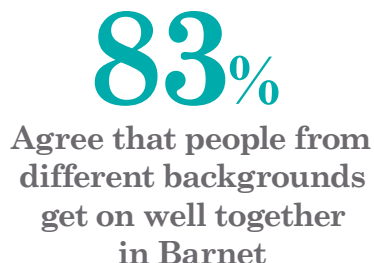



Barnet's population – ethnicity



Information on this page is from the 2011 Census.

Residents' overall satisfaction 2012

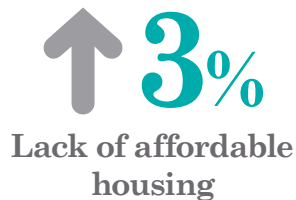
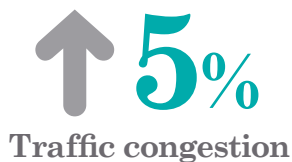


Residents' concerns about their local area

Top three concerns



Growing concerns

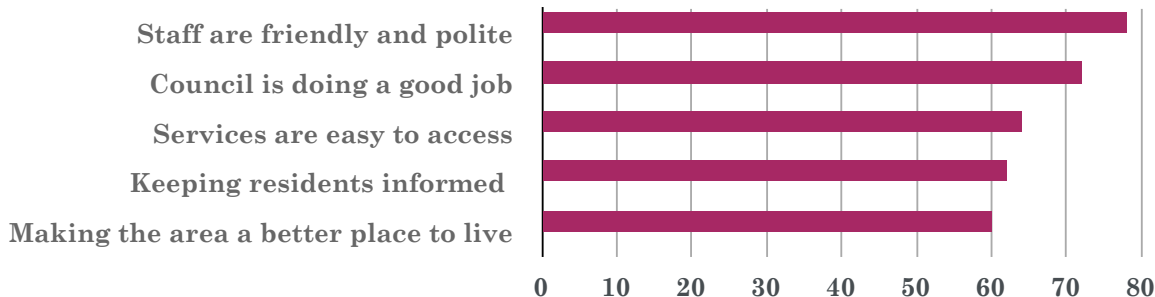


Barnet has no areas of concern that are significantly higher than London as a whole.

Residents' views on image of the council



Five most positive ratings about the council



Residents' top satisfaction about council services






Residents' significant increases in satisfaction since 2011

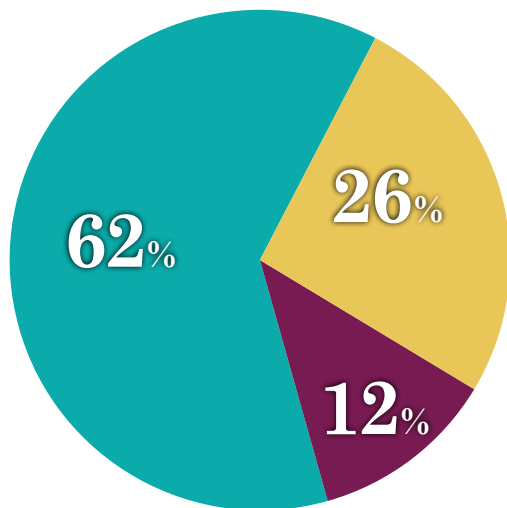





Residents' significant decreases in satisfaction since 2011

Service

 P Parking services	↓ -4%
 Council-owned leisure facilities	↓ -4%
 Libraries	↓ -3%
 Street cleaning	↓ -3%

Volunteering



-  At least once a month / week
-  Less often
-  Not in the last year

26%

Of residents volunteer
at least once a month

↑ 5%

Since 2011



53%

Of residents agree that
people pull together to help
improve their area

More information

For more information on the 2011 Census, visit:

www.barnet.gov.uk/census

For more information on the Residents' Perception Survey 2012, visit:

engage.barnet.gov.uk